

ARWAY



Parc Technologique de Lyon
9, allée Irène Joliot-Curie
69806 Saint-Priest Cedex - France
Tél. : +33 (0)4 72 79 65 00
www.irisbus.com



ARWAY



Ref.: 603 126 121 - 2 000 ex. - 09/06 - Realised by: E-Graphics Lyon

ARWAY THE RIGHT WAY



As one of the major world players in the public transport sector, Irisbus's primary concern is to improve the quality of life of its passengers by making their journeys safer, more comfortable and more enjoyable. At the same time, Irisbus is committed to simplifying the routine tasks of drivers, while offering optimised profitability to vehicle operators. These objectives shape the company's vision for sustainable development, environmental protection and individual rights, and as a place for social interaction, the coaches and buses of the Irisbus range fully present the company's fundamental values of humanism, responsiveness, creativity, partnership and enthusiasm.

Interurban transport on the right tracks

Available in 12, 12.80 and 15 metre versions, the new Arway interurban coach is the perfect answer for those who need a vehicle dedicated to regional route services or for those who want a mixed mission vehicle.

Equipped with the kind of advanced technology that has made Irisbus so successful in this sector in Europe, Arway stands apart from other coaches with its modern, aesthetically pleasing, but functional design. It is equally remarkable for the careful attention paid to the well being of passengers and driver alike. Add to this the favourable operating costs, optimised fuel consumption, keen sense of environmental protection and faultless reliability, it is easy to see why this new coach is already on track for the future - the right way.



STYLE MATTERS



Elegance throughout

Arway is making a big splash in the world of interurban transport. Its fluid floating lines and perfectly designed curves, all in complete harmony with the world around it, allow this coach to satisfy exacting demands in a modern way. More than just a working vehicle, Arway quietly incorporates the best in contemporary styling with the smiling, expressive front hood that so uniquely identifies the Irisbus marque. In fact, this brilliant design is extended naturally through all the styling details, from the outlines of the doors to the radiator grille and even the rear view mirrors.

Quite simply brilliant

The brilliance of simplicity

Arway is subtle; it does not need gimmicks. Its elegant outline, its refined, smooth side panels with flush windows, and its clean, uncluttered rear wall, all show that this vehicle is about what matters. The generous use of glass gives excellent visibility and a bright interior, and reinforces the feeling that Arway has chosen the simple way.



- 1 - Fluid, clean design lines.
- 2 - An ever present demand for style.
- 3 - The seductively simple rear wall.

ACCESSIBLE TO ALL



Where safety is well understood

With perfect accessibility and unrestricted movement on board, passengers are left feeling serene, a feeling made all the greater by the knowledge that passenger safety is our absolute priority. All passengers in exposed seats therefore have three-point safety belts, while the remaining seats are fitted with two-point lap belts (three-point belts throughout are available as an option). In order to ensure that the journey is always safe, Arway was designed to comply with the strictest European directives on safety: anti-roll tests, norm R 66, seat anchorage and brake system performances. Of course, Arway and all the other vehicles of the Irisbus range benefit from the most advanced manufacturing processes, such as the assembly of rigid structures and the use of composite materials, and not forgetting the particularly effective anticorrosion treatment which combines chromium plating and cathaphoretic immersion.



Welcome aboard

Easy access is one of the many factors that one expects of a coach today, and is indeed the start of every good journey. Arway excels in this regard, with the optimised height-depth-width ratio of its entry steps on both the forward and centre doors. These steps are covered in a special non-slip material. The total width of the vehicle (2.55 m) and the careful design of the seats allow passengers to move about on board without hindrance. In addition, the generous interior headroom (2.25 m) enhances the feeling of freedom, where each passenger's allocated space has not been strictly measured. Naturally, in order that everyone may enjoy the experience, Arway offers an optional ramp for wheelchair users. This is integrated into the platform opposite the centre door.



- 1 - Room to breathe.
- 2 - Access at the forward door.
- 3 - Two- or three-point safety belts on all seats.
- 4 - Access at the centre door.
- 5 - Platform for wheelchair access.

COMFORT ON A LARGE SCALE



A feeling of welcome

Arway's passengers can relax in the comfort of seats that have been completely redesigned. These inviting seats are fitted with a grab handle at the back to make movement along the corridor easier. Both functional and aesthetic, they can be covered with the specific foam for their intended usage, and if personalisation is important, seat covers are available in different colours and in different types of materials. On the practical side, to optimise modularity, a new rail on the edge of the corridor allows seats to be fixed and removed quickly without compromising the safety of the anchoring in any way.



A sense of well-being

For a welcoming atmosphere on board at all times, Arway comes with independent programmable heating as standard. As options, this coach may also be fitted with climate control, an evaporator specifically for the driver, and a system for reversing the air conditioning to provide rapid heating and demisting.




Everything in perfect harmony

Everything about the interior of Arway says harmony: the new colour ranges, the interior window surrounds in coloured plastic, the new materials, the new forms. Nothing disturbs that sense of fulfilment enjoyed by passengers throughout their journey.



- 1 - Easy access to the overhead luggage racks.
- 2 - Very generous luggage compartments (from 5.70 m³ in the 12m version to 7.70 m³ in the 15m version).
- 3 - Personal comfort controls.
- 4 - Generous overhead luggage racks.

ERGONOMICS MATTER TOO



Functionality of the controls

Nothing distracts Arway's driver from the job in hand. The new dash, the modular instrument panel and the new steering wheel are all ergonomically designed to leave nothing to chance. The display unit showing the driving parameters (operated by buttons on the steering wheel), the distribution of functions into four zones, and the onboard computer, give the driver instant access to all the information and controls he requires. He need never take his eyes off the road, not even for a second. The driver's compartment itself is both functional and welcoming. Adjustable equipment allows for a comfortable drive: forward, rear and height adjustment of the seat (with a pivoting seat available as an option), an adjustable steering wheel, and an adjustable steering column (with cruise control available as an option). Another comfort factor is the pneumatically assisted gear change lever. On the practical side, the driver also has a wide-angle rear view mirror as standard (electrically operated mirrors are available as an option), additional side storage, a large foldaway luggage compartment, air vents integrated into the dash panel, and as an option, a mini refrigerator. A larger refrigerator, integrated into the dashboard, is also available. This coach may also be fitted with a hostess seat.

- 1 - Display unit.
- 2 - Steering wheel with integral controls.
- 3 - Hostess seat (available as an option).
- 4 - Mini refrigerator (available as an option).
- 5-6 - Generous storage compartments for the driver's use.

ENVIRONMENTAL PROTECTION



The engines for change

Combining a taste for performance with a keen sense of economy, Arway's Cursor 8 engine, which develops 330 HP or 380 HP, is generous in terms of power and torque, but mean in terms of fuel consumption. This result is explained by the use of a technology that is already in operation on other vehicles of the Irisbus range. Like all the other coaches in the Irisbus range, these engines are equipped with the SCR system.



Notable too, is that well in advance of the introduction of Euro 5 regulations in 2009, these engines can, as an option, be made Euro 5 compliant. They can similarly be made to meet EEV levels.

The best in technology

Whether it's the suspension, the power train, the braking system or even the gear change, everything in the design of Arway shows our desire to move forward. This coach, which uses only tried and tested components, also benefits from the latest in technological advances, for example, the multiplexing of mechanical components or the breakdown warnings shown on the visual display.

Planned maintenance

Accessibility is also the driving force for Arway in relation to vehicle maintenance. This is particularly true for the batteries, heating, engine, fuse boxes, and even the wheel arch panels which can be removed very quickly for regular maintenance operations.

The logical layout of the electrics and the standardisation of spare parts contribute further to keeping off-road time due to maintenance to an absolute minimum.



1



2



3

1 - New fuse box, grouping together switches and control points.

2 - Hand brake.

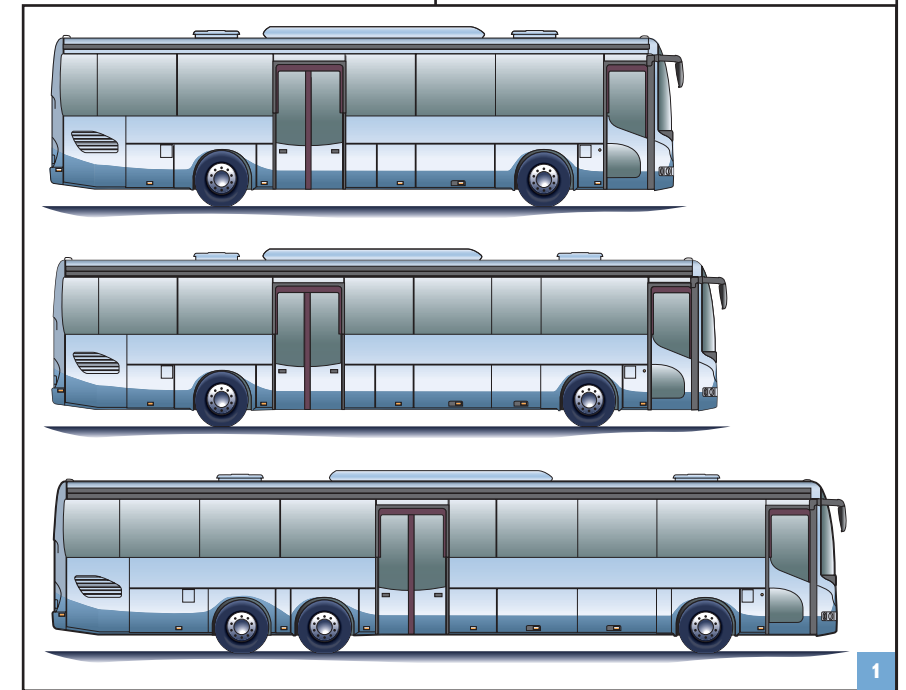
3 - Cruise control (available as an option).

ARWAY IN ALL SITUATIONS



The answer to every need

Available in 12 m, 12.80 m and 15 m versions, fitted with a single forward door plus either a single or double centre door, offering capacities of between 53 and 77 seated passengers (depending on vehicle length) and a number of different powertrain configurations, Arway lends itself to all kinds of operation. Moreover, the wide range of equipment and options, and the modular nature of the vehicle, make Arway suitable for both regular route services and for mixed missions. Finally, the use of numerous technical components and standardised mechanical parts is designed to make Arway the solution for all those looking for a vehicle that combines simplicity and reliability.



- 1 - Length available: 12 m, 12,8 m, 15 m
- 2 - Large structure manufacturing technology.
- 3 - Cathaporetic immersion bath.
- 4 - Precision assembly.
- 5 - Easy mounting of the engine in the engine compartment.

